

## English Useful Links

### **Reading**

We use Accelerated Reader across the school. To access this and complete quizzes please go to:

<https://ukhosted97.renlearn.co.uk/1894477/>

Log in details for all pupils:

Username: Firstname.Secondname

Password: WMSREADS

Reading regularly at home is vital for all children of all ages and abilities.

Embedded link: Reading At Home (General advice)

Embedded link: Year 5 Reading at Home: Parent Advice

Embedded link: Year 6 Reading at Home: Parent Advice

KS3 reading revision: <http://www.bbc.co.uk/bitesize/ks3/english/reading/>

### **Writing**

Sometimes the terminology children have to learn about writing these days can be tricky. We hope this useful glossary is helpful in deciphering those trickier terms. **EMBEDDED LINK**

You also might find these websites useful.

KS2 <https://www.bbc.com/bitesize/subjects/zv48q6f>


KS3 <https://www.bbc.com/bitesize/subjects/z3kw2hv>








### **Spelling:**

In Wellfield we use SpellingShed to practice and set spelling tests. All children are given their own log in and password.

<https://www.spellingshed.com>

Some other useful ways to learn spellings can be:

 <p><b>1. ABC Order</b> Write all of your spelling words in alphabetical (ABC) order.</p>	<p><b>2. Word Parts</b> Write your words. Then use a coloured pencil to divide the words into syllables. e.g. <b>jump ing</b> <b>cat er pill ar</b></p>	<p><b>3. Other Handed</b> Write each word 5 times, switching the hand you write it with each time. Say the word as you spell it.</p>	<p><b>4. Vowel Spotlight</b> Write your words using one colour for the vowels and another colour for the consonants. <b>(vowels: a, e, i, o, u)</b></p>
--	---	--	---

<p><b>5. Use Technology</b> Type out your spelling words on the computer. Try to use at least 4 different fonts.</p> 	<p><b>6. Pyramid Words</b></p> <p>s s p s p e s p e l s p e l l s p e l l i s p e l l i n s p e l l i n g</p> <p>(or make them boat shaped, star, smiley face, etc.)</p>	<p><b>7."Ransom" Words</b> "Write" your words by cutting letters out of a newspaper or magazine and gluing the letters on a piece of paper to spell your words.</p> 	<p><b>8. Rainbow Words</b> Write your spelling words with coloured pencils. Make each letter a different colour.</p> 
<p><b>9. Scrambled Words</b> Write your words. Then write them again with the letters mixed up. Can you unscramble them again the next day? e.g. watch - cwhta</p>	<p><b>10. Silly Sentences</b> Write 3 or more sentences that use all your spelling words.</p> 	<p><b>11. Prefixes and Suffixes</b> Underline the prefixes and suffixes in the words you are learning. Make sure you know what they mean. e.g. <u>im</u> _portant _ happi<u>ness</u> _____</p>	<p><b>12. Word Search</b> Create your own word search with your spellings. Show the answers to your puzzle in a different colour.</p> 
<p><b>13. Flashcards</b> Make and practice with flashcards. Put the word on one side and definition (meaning) on the other.</p> 	<p><b>14. Picture &amp; a Story</b> Draw a picture defining each word. Write a sentence about your picture using the word.</p>	<p><b>15. Words without Vowels</b> Write all of your words replacing vowels with a line. Go back and see if you can fill in the vowels. e.g. q--st--n = question</p>	<p><b>16. Train Words</b> Write the entire list end-to-end as one long word. Write each new word in a different colour. e.g. <b>train</b>      <b>back</b> <b>stop</b></p>
<p><b>17. Write a Story, Poem or Song with Words</b> Write a story using all your spelling words. Underline the words you used.</p>	<p><b>18. Bubble Letters</b> Write your spelling words out in bubble writing.</p> 	<p><b>19. Words Within Words</b> Write each spelling word and then write at least 2 words made from that word. e.g. catch - cat, hat</p>	<p><b>20. Picture words</b> Draw a picture and hide your spelling words in the picture.</p>

### 21. Question/Answers

Write questions with half of your spelling words.

Then use the other half to answer the questions. Underline the words

you used.



### 22. Riddles


Write a riddle for each of your words. Don't forget to answer them.

e.g. I am grey. I have a trunk and big ears.  
Answer: elephant.



### 23. Crossword Puzzle

Make a crossword puzzle with your spelling . Show the answers to your puzzle.



### 24. Rhyming Words

Write your spelling words out with a rhyming word next to them. Remember that words do not need to have the same spelling pattern to rhyme.

e.g. men and again